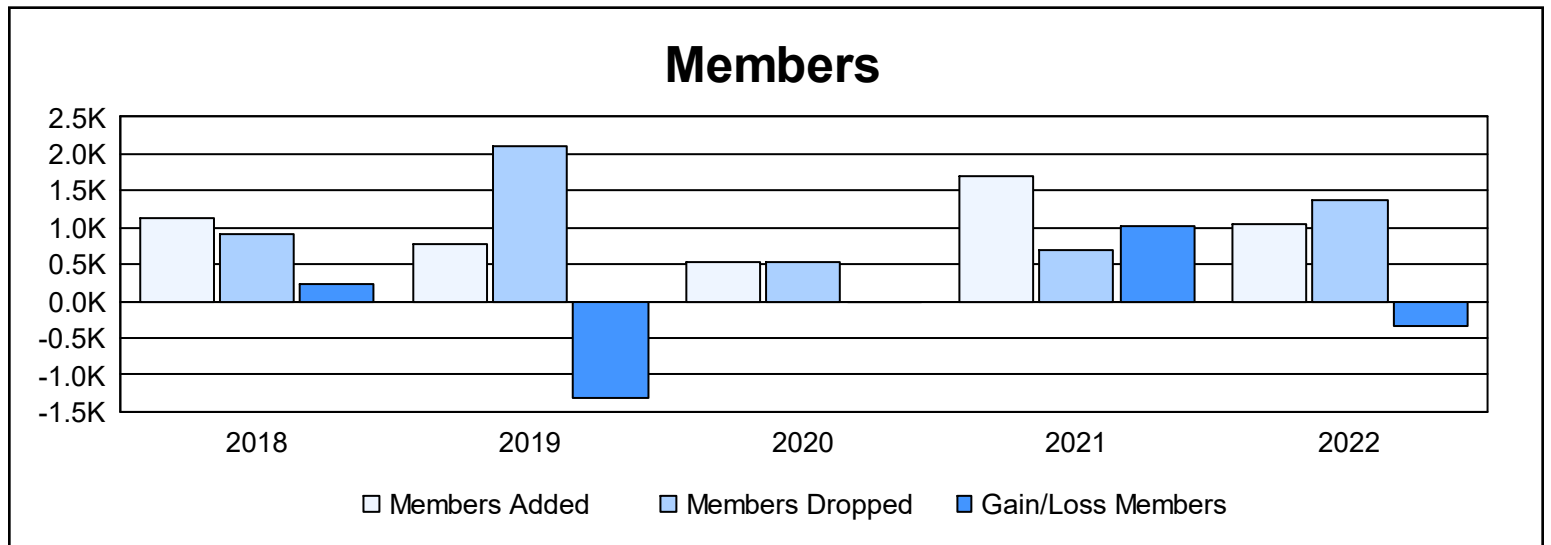
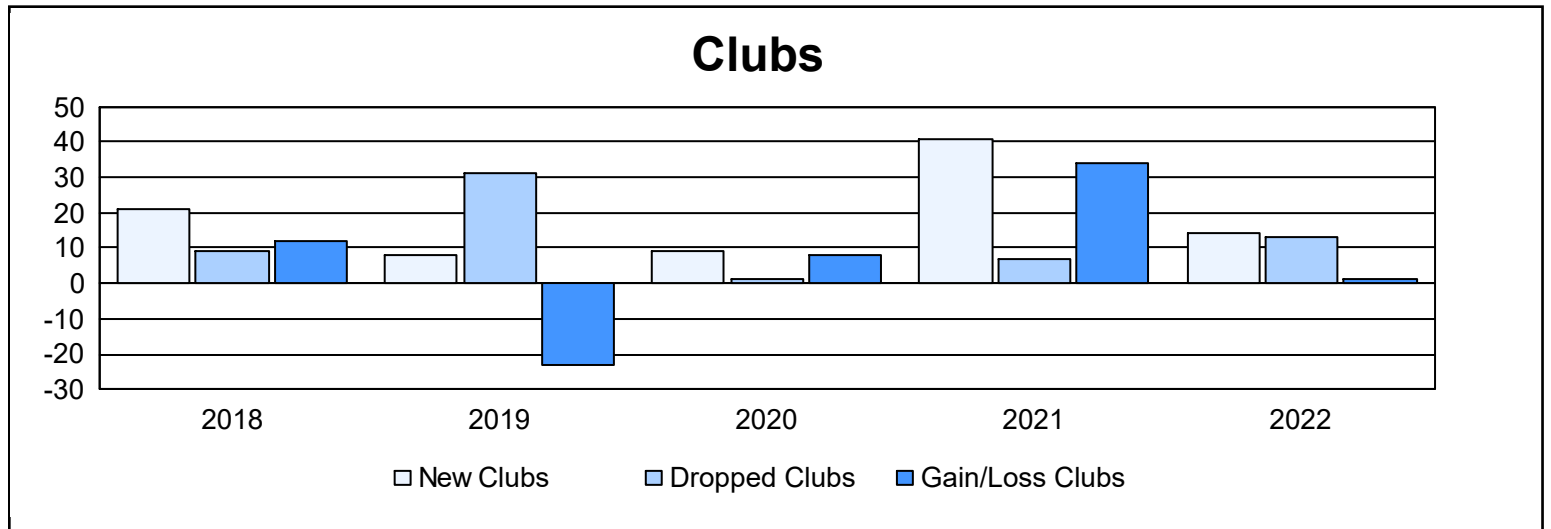
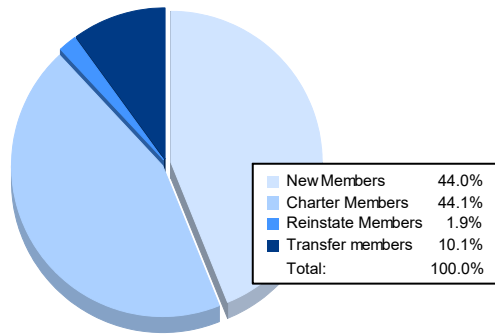


Year	New Clubs	Dropped Clubs	Gain/ Loss Clubs	New Members	Charter Members	Reinstate Members	Transfer Members	Total Member Added	Total Members Dropped	Gain/ Loss Members
2017-2018	21	9	12	142	790	5	200	1,137	907	230
2018-2019	8	31	-23	324	294	73	81	772	2,092	-1,320
2019-2020	9	1	8	177	320	14	9	520	523	-3
2020-2021	41	7	34	514	1,062	56	66	1,698	686	1,012
2021-2022	14	13	1	462	463	20	106	1,051	1,385	-334
Average	19	12	6	324	586	34	92	1,036	1,119	-83



Membership Composition June 2022 Cumulative



Gender Composition June 2022 Cumulative

